

# MESH+ Smart WiFi System

---

## Megabit Ethernet Dual-band AC1200 WiFi Node

### E06SE Datasheet

#### Overview

---

**MESH+ Smart WiFi System** is based on newest wireless Technology to make WiFi experience more comfortable.

The unique smart router is powerful enough to cover 2000 square feet with strong signal, and it's simple to add "sub node "to extend additional 2000 square feet with high speed wireless bandwidth.

Smart WiFi System is the best and perfect solution for apartments and big houses.



**Make WiFi Smarter, Turn Life Easier**

#### Key Feature

---

##### Plug and Play

Whether you're comfortable with technology, or dread setting up new gadgets, In under 10 minutes, you can get amazingly fast WiFi. Start by plugging the router directly into the modem

##### No dead-zone to reach all corners

With high performance antennal and most effective design, the signal reaches any places. Meanwhile, new Wi-Fi technology makes it flexible to extend signal range with Wi-Fi Sub-Node.

##### High speed WiFi up to 1200Mbps

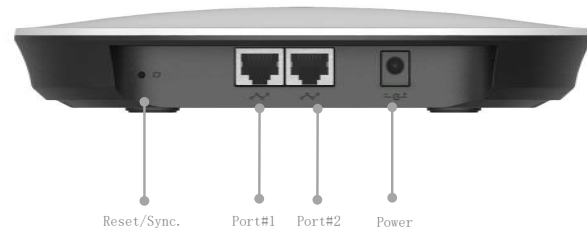
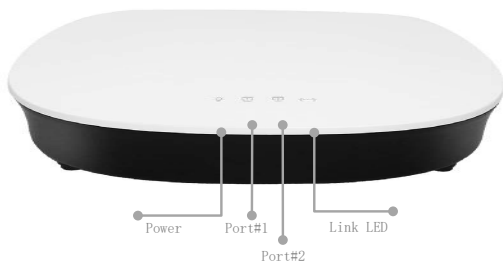
Dual-band 2.4G & 5G WiFi, provide wider data lane and reliable & fast WiFi for 4K / 8K streaming video or game needs.

##### Seamless roaming

Never feel terrible interrupt and lag while you are in calling or gaming through different rooms.

## Interfaces (E06SE)

---



## What's in the package?

---

- One (1) MESH+ Node (E06SE)
- One (1) 1m Cat5e Ethernet cable
- One (1) DC12V/1.5A power adapter
- Quick start guide

## Software Function

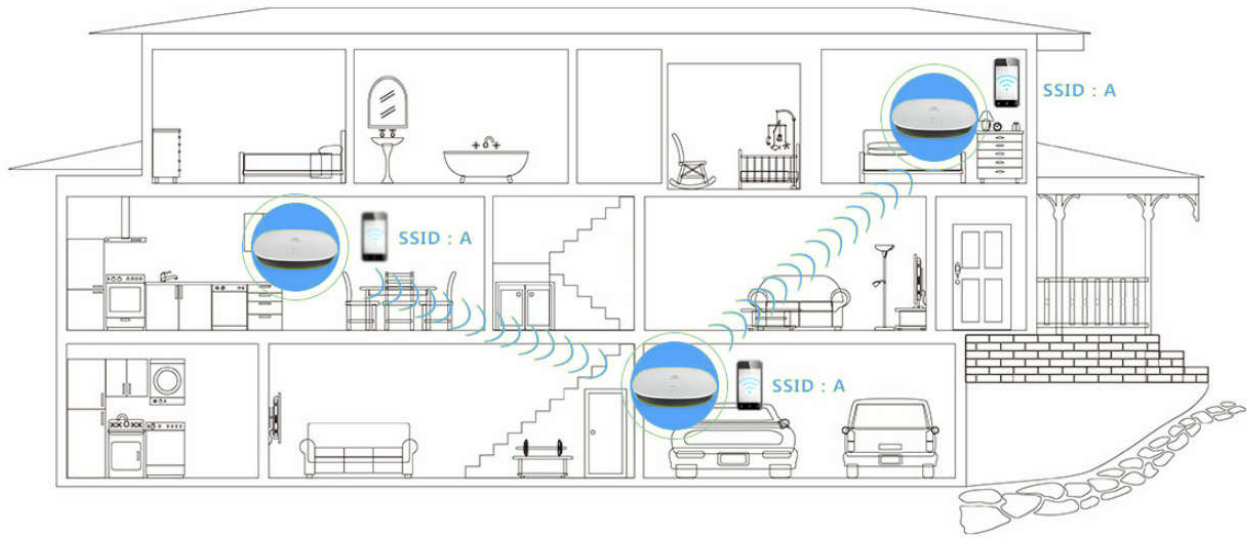
---

Web Service and mobile App, provide the better user experience of setup and management.

- Safe Wi-Fi Setting
- Parental Control
- Speed Test
- Client management
- Data Statistics
- Network Map

## Signal Coverage

Create the Mesh network and extend the addition coverage area with node.



## Network Security

Quadruple security Family network worry-free



## Tech Specification

---

- Wireless Connectivity
  - Radio 1: 400Mbps @ 2.4GHz: Supports 256QAM
  - Radio 2: 866Mbps @ 5GHz: Supports 256QAM
- 80 wireless terminals with Peak Connection
- IEEE 802.11a/b/g/n ,802.11ac wave2
- MU-MIMO capable for simultaneous data streaming
- Implicit & Explicit Beamforming for 2.4GHz & 5GHz bands
- WiFi Security – WPA2/PSK
- Solution - Qualcomm QCA9531
  - 16MB Flash
  - 128MB DDR2
- Core Technology
  - MESH+ Wi-Fi SON
- Antenna – four (4) high performance internal antennas
- Ethernet Ports
  - Two (2) 10/100 Megabit Ethernet LAN ports
- Reset & Sync Button (reuse)
- Link LED Status
  - Color Red ON: Weak WiFi Signal
  - Color Blue ON: Strong WiFi Signal
- Dimensions: 193mm\*172mm\*30mm
- Weight: 286g

\* App Store is a service mark of Apple Inc., registered in the U.S. and other countries. Google Play is a trademark of Google Inc. Any other trademarks on this package are for reference purposes only.

\* Maximum wireless signal range derived from IEEE standard 802.11 specifications. Actual data throughput and data over distance will vary. Network conditions and environmental factors, including volume of network traffic, building material and construction, and network overhead, result in lower actual data throughput rate and wireless coverage.

\* For Home indoor use ONLY. This product comes with a limited warranty. Not in warranty if mis-operated.